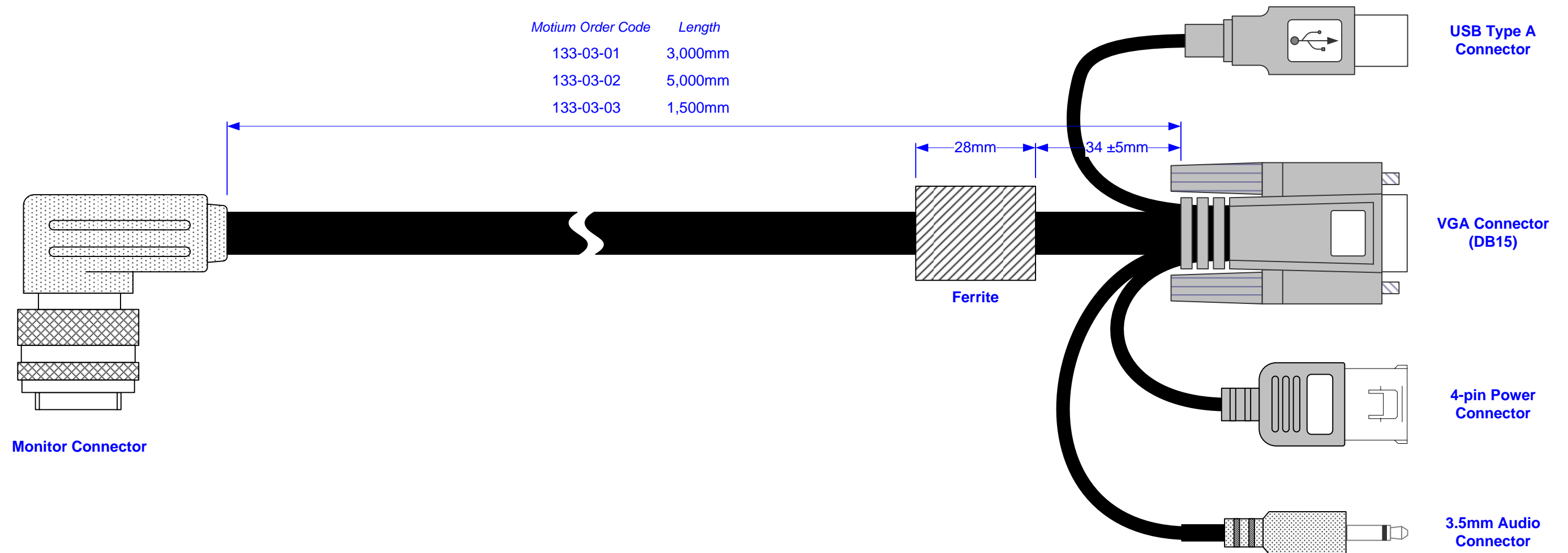


Motium Order Code	Length
133-03-01	3,000mm
133-03-02	5,000mm
133-03-03	1,500mm



Monitor Connector

USB Type A Connector

VGA Connector (DB15)

4-pin Power Connector

3.5mm Audio Connector

Ferrite

28mm

34 ±5mm

This drawing and the specifications herein are the intellectual property of Motium Pty Ltd and shall not be reproduced, copied or used in whole or in part as the basis for the manufacture or sale of items without the express written permission of Motium Pty Ltd.

Scale:

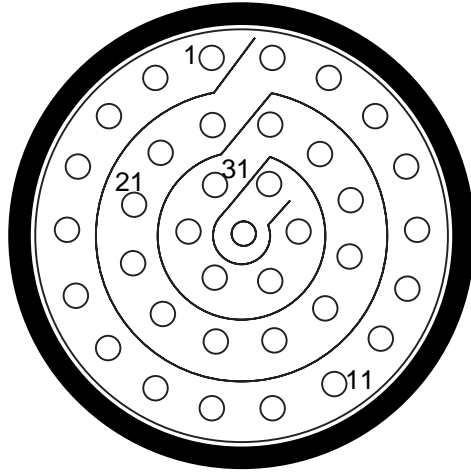
NOT to scale.

MOTIUM

Copyright (C) 2010 Motium Pty Ltd

133-03-0x
Monitor Power and Signal Cable with USB

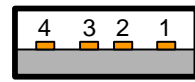
Monitor Connector Pin Assignments
(AS614-35SN-090 Cable Connector, with Female Sockets)



Looking at front of AS614-35SN-090 connector (i.e., at the female sockets)

Pin	Signal
1	reserved (n/c)
2	reserved (n/c)
3	reserved (n/c)
4	reserved (n/c)
5	reserved (n/c)
6	RED Signal
7	GREEN Signal
8	BLUE Signal
9	VGA GND
10	Hsync
11	Audio GND
12	reserved
13	Speaker +
14	Frame GND
15	PWR+
16	On-Off Control
17	Emergency Button
18	reserved (n/c)
19	reserved (n/c)
20	reserved (n/c)
21	reserved (n/c)
22	RED GND
23	GREEN GND
24	BLUE GND
25	Vsync
26	reserved (n/c)
27	reserved (n/c)
28	PWR-
29	reserved (n/c)
30	reserved (n/c)
31	reserved (n/c)
32	V-Bus
33	reserved (n/c)
34	reserved (n/c)
35	USB D+
36	USB D-
37	Serial GND

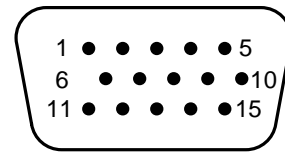
USB Connector Pin Assignments



USB Type-A plug, looking at cable end.

Pin	Signal
1	VBus
2	Data-
3	Data+
4	GND
Shell	Frame GND

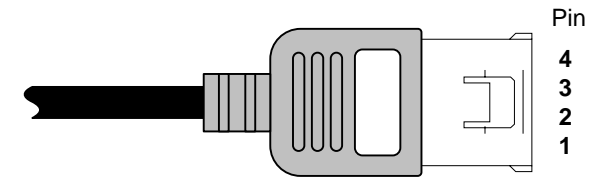
VGA Connector Pin Assignments



Hi-Density DB15 Male, looking at pin side.

Pin	Signal
1	Red
2	Green
3	Blue
4	n/c
5	n/c
6	Red GND
7	Green GND
8	Blue GND
9	n/c
10	VGA GND
11	n/c
12	n/c
13	H-Sync
14	V-Sync
15	n/c
Shell	Frame GND

Power Connector Pin Assignments

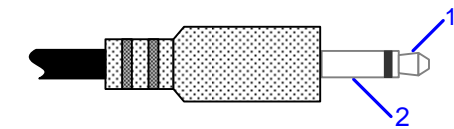


Pin	Signal
1	PWR+
2	PWR-
3	On/Off Control
4	Emergency Button

The 4-pin power connector is a 4-pin 3.96mm pitch JST SLR-04VF, with SSM-01T-P1.4 crimp pins.

The mating part is a JST SLP-04V with SSF-21T-P1.4 crimp pins. The mating part and six crimp pins (two spares) are supplied with the 133-03-0x cable assembly.

3.5mm Audio Connector Pin Assignments



Pin	Signal
1	Speaker+
2	Audio GND

This drawing and the specifications herein are the intellectual property of Motium Pty Ltd and shall not be reproduced, copied or used in whole or in part as the basis for the manufacture or sale of items without the express written permission of Motium Pty Ltd.

Scale:

NOT to scale.



Copyright (C) 2010 Motium Pty Ltd

133-03-0x
Monitor Power and Signal Cable with USB